

# Celebrity Millennium Class Staterooms

Celebrity Constellation®, Celebrity Infinity®, Celebrity Millennium®, & Celebrity Summit®



PS

## Penthouse Suite

Stateroom: 1,432 sq ft Veranda: 1,098 sq ft

- Foyer
- Separate living and dining rooms
- Baby grand piano
- Butler's Pantry
- Motorized draperies, lights and security system
- Two interactive audio/visual entertainment systems with televisions, DVDs and VCRs
- Music center
- Outbound fax machine
- Internet station\*\*
- Veranda with whirlpool, wet bar and lounge seating
- Master bedroom features:
  - Two lower beds convertible to queen-size bed
  - Extra dressing room with vanity
  - Powder room with shower
  - Marble master bath with whirlpool tub and separate shower



## Upgrading to the pleasures of a suite.

Nothing captures the feeling of being a star quite like traveling in a suite. Within these more spacious accommodations you'll revel in a wealth of personal niceties capable of transforming a cruise vacation into a completely indulgent, fully comprehensive experience. Upon arrival in your suite, you're greeted with complimentary champagne, fresh fruit, and flowers, and throughout your voyage you'll enjoy special privileges, like priority check-in and preferred seating in the main dining room and specialty restaurants. In short, a suite enhances the value of cruising like nothing else can.

## Spacious Staterooms

From our interior staterooms to our spacious penthouses, all staterooms come standard with a suite of amenities and white glove service. About 90% of staterooms come with an ocean view, and nearly all of those offer private verandas from which to enjoy the ocean breezes. All staterooms come standard with the following: two lower beds convertible to queen (except as noted); direct dial telephone and voicemail; thermostat controlled air-conditioning; individual safe; hair dryer; 100% Egyptian cotton linens; 100% cotton towels; complimentary use of bathrobes; complimentary 24-hour room service; private bar\*.

STATEROOM DIAGRAMS ARE NOT DRAWN TO SCALE

For 360° virtual tours of staterooms and decks, visit [CelebrityCruises.com](http://CelebrityCruises.com).



RS

## Royal Suite

Stateroom: 538 sq ft Veranda: 195 sq ft

- Floor-to-ceiling sliding glass doors
- Separate living room with dining and sitting area
- Two entertainment centers with plasma-screen televisions and VCRs
- Internet station\*\*
- Walk-in closet
- Bath, including tub with whirlpool jets and stall shower
- Veranda with whirlpool tub
- Some suites feature two lower beds convertible to queen size



CS

## Celebrity Suite

Stateroom: 467 sq ft

- Floor-to-ceiling panoramic windows
- Separate living room with dining and sitting area
- Two entertainment centers with plasma-screen televisions and VCRs
- Music center
- Internet station\*\*
- Walk-in closet with vanity table
- Bath, including tub with whirlpool jets
- Glass enclosed sitting area (connecting door to adjacent suite)



S1

S2†

## Sky Suite

Stateroom: 251 sq ft Veranda: 57 sq ft

- Floor-to-ceiling sliding glass doors†
- Sitting area, some with sofa bed and lounge chair
- Entertainment center with television and VCR



\*Private bar is not complimentary.

†Some staterooms are wheelchair accessible.

\*\*Internet access is an additional charge.

‡Suites 6145 and 6146 feature standard glass doors to veranda.

Furniture configuration shown may vary in staterooms with third- and fourth-guest capacity.

All measurements are approximate.

# Celebrity Millennium Class Staterooms (continued)

Celebrity Constellation®, Celebrity Infinity®, Celebrity Millennium®, & Celebrity Summit®

ALL STATEROOMS COME STANDARD WITH THE FOLLOWING: two lower beds convertible to queen (except as noted); direct dial telephone and voicemail; thermostat controlled air-conditioning; individual safe; hair dryer; 100% Egyptian cotton linens; 100% cotton towels; complimentary use of bathrobes; complimentary 24-hour room service; private bar\*.

STATEROOM DIAGRAMS ARE NOT DRAWN TO SCALE



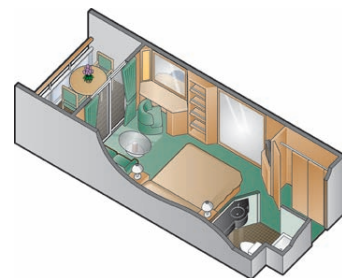
C1† C2 C3

## Concierge Class

Concierge Class is a special class of accommodations that exemplifies our dedication to the art of indulgence. These veranda staterooms, set in the most desirable locations of the ship, come with a wealth of soothing comforts and amenities designed to elevate your experience in countless ways.

Stateroom: 191 sq ft Veranda: 42 sq ft

- Special check-in counter
- Complimentary welcome champagne
- Express luggage delivery
- Fresh fruit and flowers
- Nightly delivery of hors d'oeuvres
- Pillow menu to customize your night's sleep
- Floor-to-ceiling sliding glass doors
- Sitting area with sofa
- 32" LCD television
- Vanity
- Hansgrohe® massaging showerhead
- Veranda with lounge seating
- Some staterooms may have a trundle bed

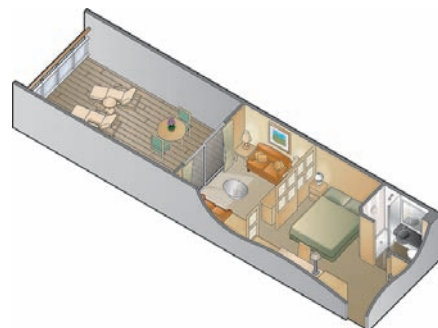


FV

## Family Ocean View Stateroom with Veranda

Stateroom: 271 sq ft Veranda: 242 sq ft

- Floor-to-ceiling sliding glass doors
- Sitting area with sofa convertible to trundle bed
- Privacy partition
- 32" LCD television
- Master bedroom
- Second bedroom with one twin bed
- Veranda with lounge seating

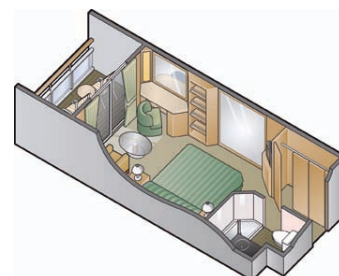


2A 2B† 2C

## Deluxe Ocean View Stateroom with Veranda

Stateroom: 170 sq ft Veranda: 38 sq ft

- Floor-to-ceiling sliding glass doors
- Sitting area with sofa
- 20" multi-function, interactive television
- Vanity
- Veranda with lounge seating
- Some staterooms may have a trundle bed

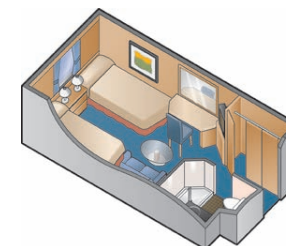


04 05† 06

## Ocean View Stateroom

Stateroom: 170 sq ft

- Window
- Sitting area with sofa
- 20" multi-function, interactive television
- Vanity
- Some staterooms may have a trundle bed



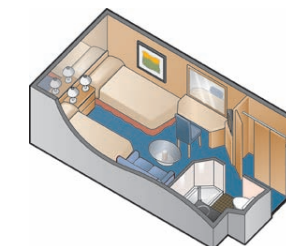
09† 10† 11† 12

## Inside Stateroom

Stateroom: 170 sq ft

Stateroom layout same size as Ocean View stateroom without the window.

- Sitting area with sofa
- 20" multi-function, interactive television
- Vanity
- Some staterooms may have a trundle bed



## Wheelchair Accessibility†

Some staterooms are wheelchair accessible. Please see the specific ship deck plans for a detailed listing of all wheelchair accessible staterooms.



Left: A quiet morning on your personal veranda onboard Celebrity Millennium.

\*Private bar is not complimentary.

†Some staterooms are wheelchair accessible.

Furniture configuration shown may vary in staterooms with third- and fourth-guest capacity. All measurements are approximate.

# Celebrity Summit® Deck Plans

Celebrity Millennium Class


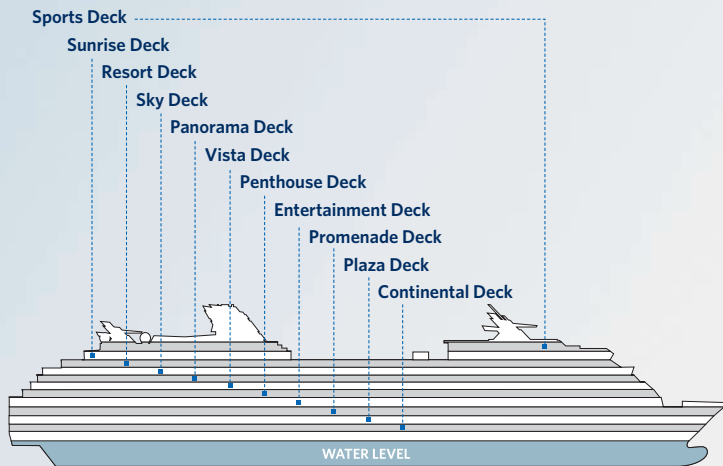


## Highlights

- Michael's Club
- Specialty Restaurants
- Celebrity Theater
- Champagne Bar
- The Conservatory
- Fortunes Casino
- Disco/Nightclub
- Cinema
- Rendez-Vous Lounge
- Martini Bar
- Cova® Café
- AquaSpa® by Elemis®
- Thalassotherapy Pool
- Fitness Center

## Ship Specifications

- Occupancy: 2,038
- Tonnage: 91,000
- Length: 965 feet
- Beam: 105 feet
- Draught: 26 feet
- Cruising Speed: 24 knots
- Electric Current: 110/220 AC
- Ship's Registry: Malta

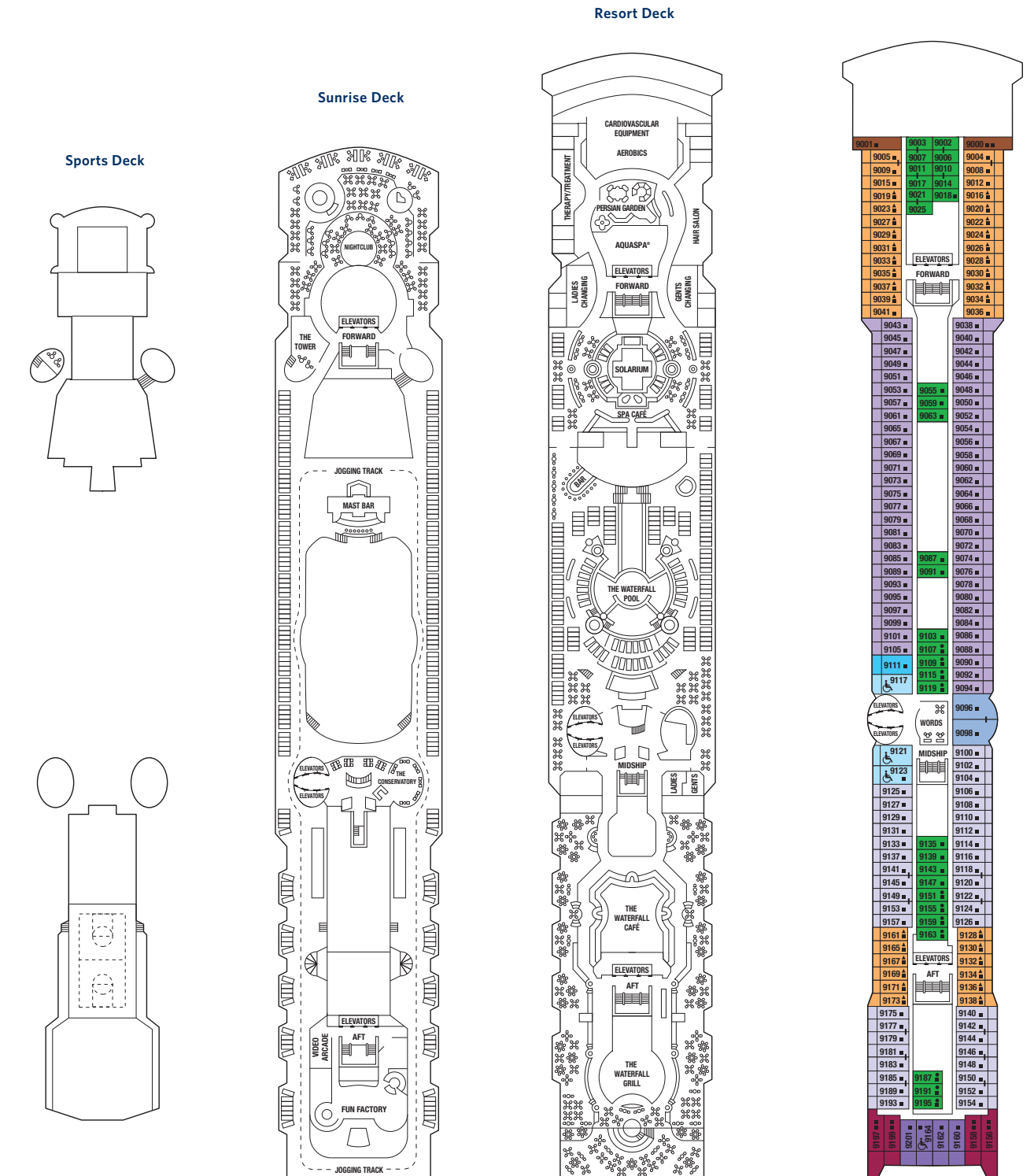


Above: Celebrity Summit.  
Left: Quality time in the AquaSpa.

## New Smoking Policy

Celebrity Cruises has adopted a new policy on smoking that will result in a cleaner, fresher, and healthier environment on Celebrity's ships. Smoking is not permitted inside any stateroom or on any stateroom veranda. Cigarette smoking is limited to designated indoor and outdoor venues, while cigar and pipe smoking is allowed in designated outdoor spaces only.

DECK PLANS ARE NOT DRAWN TO SCALE



- CONVERTIBLE SOFA BED ● TWO UPPER BERTHS ♿ WHEELCHAIR ACCESSIBLE STATEROOM FEATURING ROLL-IN SHOWERS
  - ▲ ONE UPPER BERTH | CONNECTING STATEROOMS
- Staterooms with an upper bed and sofa bed that sleeps two, accommodate a maximum of four guests.

# Celebrity Summit® Deck Plans (continued)

## Celebrity Millennium Class

### Promenade Deck

### Plaza Deck

### Continental Deck

6 10

7 8 11 12

### Panorama Deck

### Vista Deck


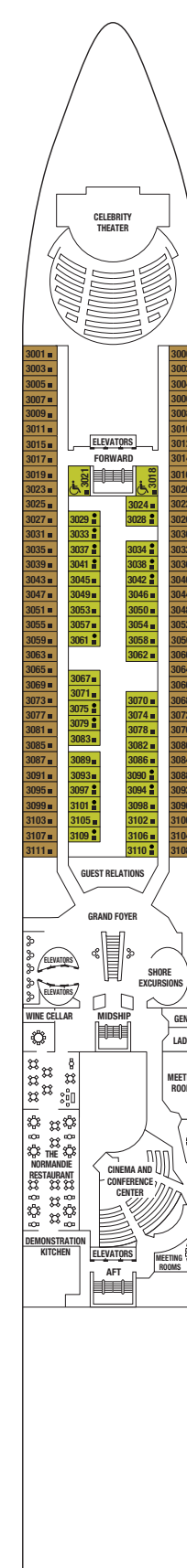
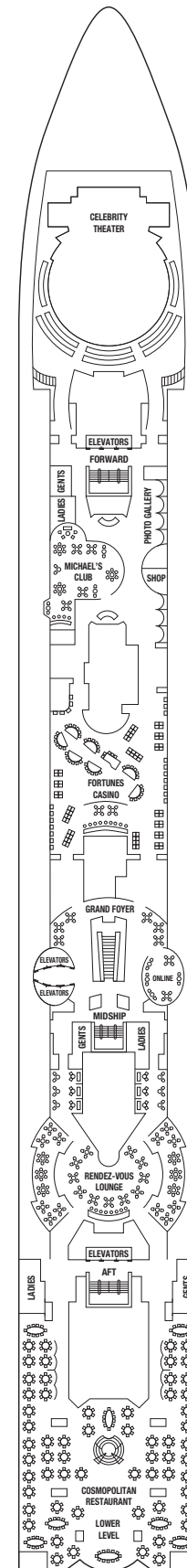
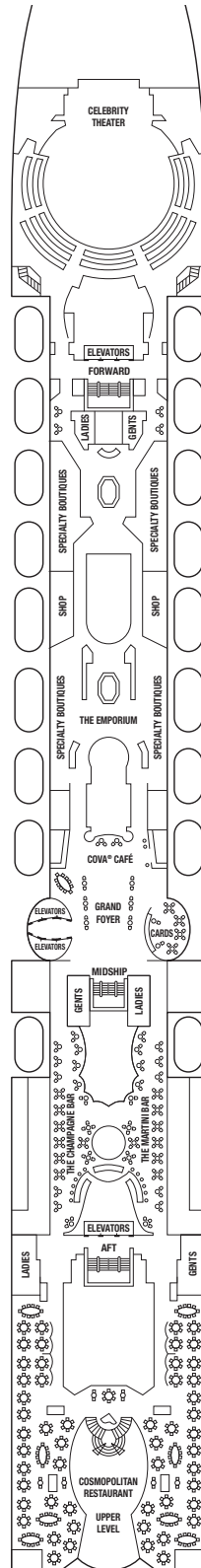
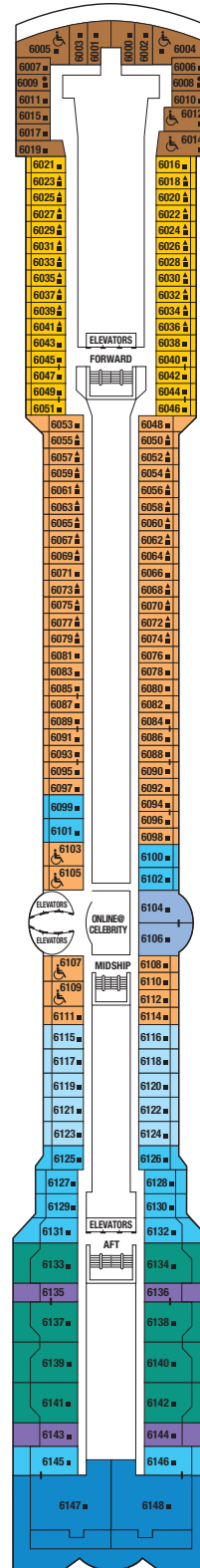
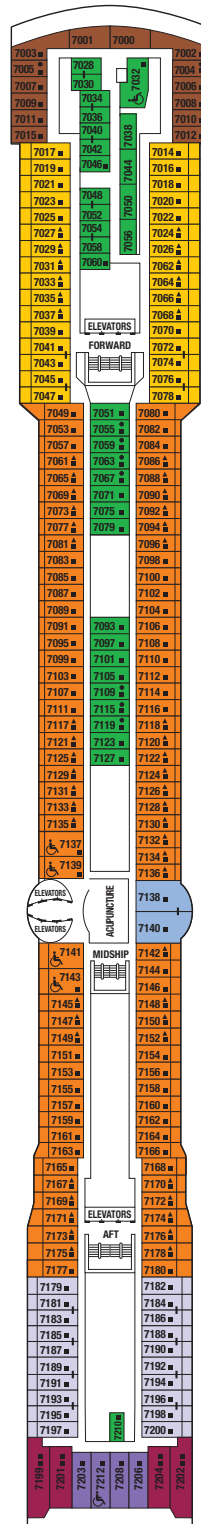
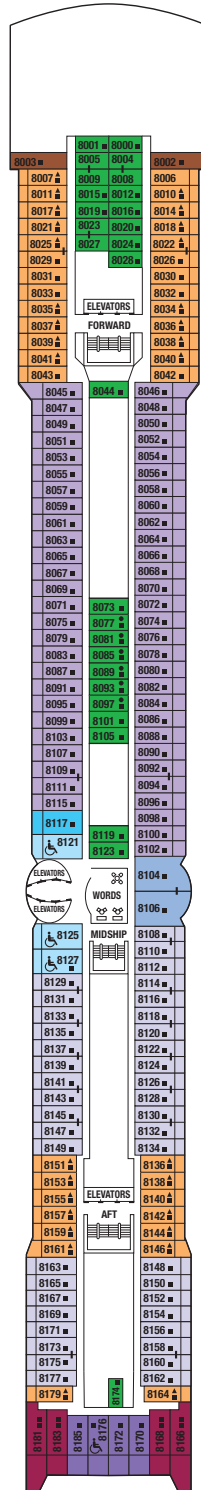
### Penthouse Deck

### Entertainment Deck

CS S1 S2 C1 C2 C3 FV 2B 4 9

CS C1 C3 FV 2A 2C 4 9

PS RS CS S1 S2 C1 2B 2C 5



- CONVERTIBLE SOFA BED
  - TWO UPPER BERTHS
  - ♿ WHEELCHAIR ACCESSIBLE STATEROOM FEATURING ROLL-IN SHOWERS
  - ▲ ONE UPPER BERTH
  - | CONNECTING STATEROOMS
- Staterooms with an upper bed and sofa bed that sleeps two, accommodate a maximum of four guests.

DECK PLANS ARE NOT DRAWN TO SCALE

Staterooms 7138, 8067, 8069, 8072, 8074, 8104, 9064, and 9066 have partially obstructed views.  
Staterooms 6102, 6108, 7136, 7142, 8102, 8108, 9094 and 9100 have smaller verandas that are semi-private.